





WHERE IS IT?

1 Listen and repeat!



DIALOGUE 1

- Good morning, sir! Can I help you?
- Yes, please. Where is the vegetable stall?
- The vegetable stall is at the end of the corridor, on the left.
- Thank you.

DIALOGUE 2

- Where is the meat stall? I can't see it anywhere.
- The shop assistant is over there, ask her!
- Excuse me! Where is the meat stall, please?
- ◆ Go ahead the main corridor and turn on the right after the first shelving; it is opposite the fish stand.
- Thank you.

DIALOGUE 3

- Where is the shop assistant? Can you see him?
- Yes, here he is.
- ◆ Can I help you?
- Yes, please. Where can I get some cakes?
- ◆ They are in front of the main entrance, sir.
- Thank you very much.

2 Write!

2.1. Where is it?

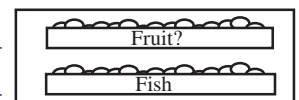
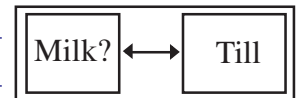
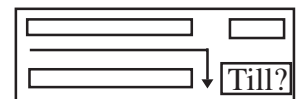
E.g.: Where is the till?

The till is at the end of the corridor, on the right.

a) _____

b) _____


c) _____





2.2. Complete using the following object pronouns: me, you, him, her.


- a) Where is Peter? I can't see _____.
- b) Excuse _____!
- c) Can I help _____?
- d) Ask that girl, ask _____.

3 Speak!


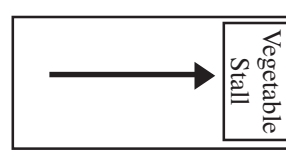
a)  Excuse me!
Where is the till?
(Till)


It's in front of the main entrance


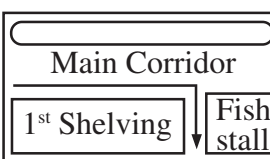
b)  Blah!
(vegetable stall)


Blah!


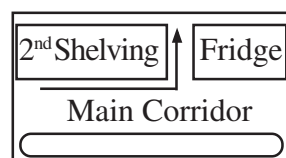
c)  Blah!
(fish stall)

Blah!

d)  Blah!
(eggs)

Blah!

4 Remember!

OBJECT PRONOUNS

- ME (Excuse me!)
- YOU (Can I help you?)
- HIM (I can't see him.)
- HER (Ask her.)

WHERE IS ...?

- At the end of ...
- Go ahead ...
- Opposite ...
- In front of ...
- On the right ...
- On the left...

CAN / CAN'T